

Model

800 Series

ARTICULATING BOOM LIFTS

Features

6 ft (1.83 m) Articulating Jib (800AJ only)

Platform, Side Entry:

36 x 96 in. (0.91 x 2.44 m)

Dual Rated Capacities (800A only)

Oscillating Axle

Inward Self-Closing Swinging Gate

180 Degree Hydraulic Platform Rotator

110V-AC Receptacle in the Platform

5 Degree Tilt Alarm/Indicator Light

Swing-Out Engine Tray

12V-DC Auxiliary Power

Hourmeter

Control ADE® System

Proportional Controls

Gull-Wing Engine Hood

Hydrostatic Drive

Operator Tool Tray

Platform Console Machine

Status Light Panel*

Lifting/Tie Down Lugs

Engine Distress Warning

Rim Protector Lug Tread Tires

Engine Distress Shutdown—

Selectable via Analyzer

All Motion Alarm

SkyPower Package:

7500 Watt Generator

240/120V Single Phase

240V 3 Phase

1/2 in. Air Line to Platform

* Provides indicator lights at platform control console for system distress, 5 degree tilt light, and foot switch status.

Accessories & Options

Platform: 36 x 72 in. (0.91 x 1.83 m)

Fall Arrest Platform, Rear Entry¹:

30 x 72 in. (0.76 x 1.83 m)

Mesh to Top Rail—Bolt-on Aluminum 6 ft

Mesh to Top Rail—Bolt-on Aluminum 8 ft

Soft Touch System: 6 ft/8 ft

Foam-Filled 18 x 19.5 Tires

43.5 lb (19.7 kg) Propane Tank

Exhaust Purifier Muffler (Deutz)

Cold Weather Start Kit (GM)²

Cold Weather Start Kit (Deutz & CAT)²

Hostile Environment Kit³

Light Package⁴

Platform Worklights

Flashing Amber Beacon

Arctic Package⁵

Accessory Packages:

SkyAir®

SkyWelder®

Pipe Rack®

SkyGlazier®

SkyCutter® and SkyAir® Package

SkyWelder®/SkyCutter®, SkyAir® Combination

1. Foam-filled tires required.

2. Includes engine block heater (GM and CAT) or glow plugs (Deutz), battery heater, oil tank heater.

3. Includes console cover, boom wipers and cylinder bellows.

4. Includes head and tail lights, and platform worklights.

5. Includes arctic hydraulic hoses (drive and steer only) and main boom cable, arctic hydraulic oil, extreme cold engine oil, anti-freeze (CAT only), fuel conditioner, engine block heater, battery blanket, glow plugs, hydraulic tank heater, and oversized footswitch.



Extra Reach and Versatility

- The industry's best reach envelope—32 ft (9.75 m) up and over with 51 ft (15.54 m) of horizontal outreach
- Exclusive Workstation in the Sky® options and accessories

Easier Maintenance, Reduced Costs

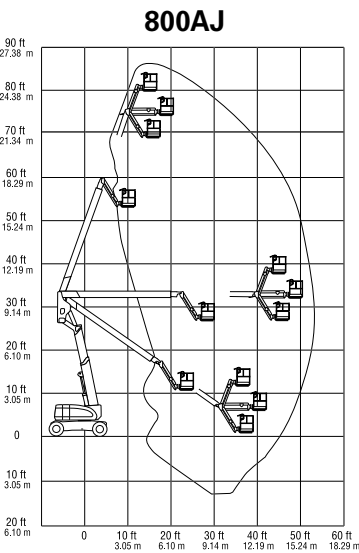
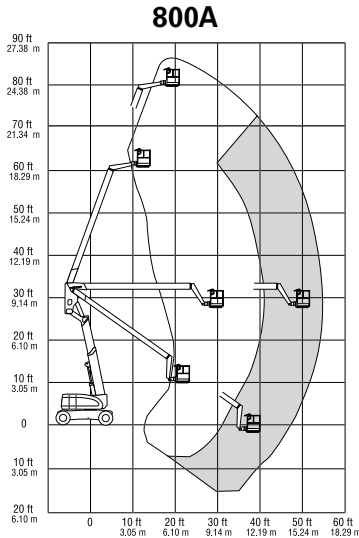
- Swing-out engine tray allows for faster and easier access for routine maintenance
- Exclusive Advanced Design Electronics (Control ADE®) System provides smoother machine functions, increased fuel efficiency and reduced emissions

Improved Performance and High Capacity

- Exclusive Quik Stik® boom can go from ground level to full elevation in less than 50 seconds
- Up to 1,000 lb (454 kg) platform capacity
- 45% gradeability and oscillating axle for improved traction

Model 800 Series ARTICULATING BOOM LIFTS

Specifications



Reach	
Platform Height	80 ft (24.38 m)
Horizontal Reach	
800A	53 ft (16.15 m)
800AJ	51 ft 10 in. (15.8 m)
Up and Over Height	32 ft 1 in. (9.78 m)
Swing	360 Degrees Continuous
Platform Capacity-Restricted	
800A	500/1000 lb* (227/454 kg)
Platform Capacity-Unrestricted	500 lb (227 kg)
Platform Rotator	180 Degrees Hydraulic
Jib Length	
800AJ	6 ft (1.83 m)
Jib Range of Articulation	
800AJ	130 Degrees (+70, -60)

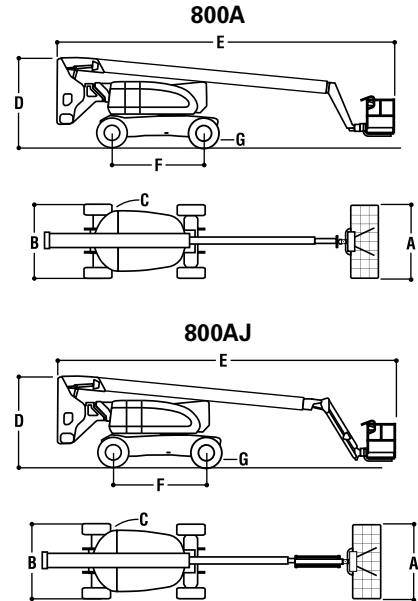
Dimensions	
A. Platform Size	36 x 96 in. (0.91 x 2.44 m)
B. Overall Width	8 ft (2.44 m)
C. Tailswing	2 ft 6 in. (76 cm)
D. Stowed Height	9 ft 10 in. (3.0 m)
E. Stowed Length	
800A	36 ft 11 in. (11.25 m)
800AJ	36 ft 6 in. (11.13 m)
F. Wheel Base	10 ft (3.05 m)
G. Ground Clearance	12 in. (30 cm)
Weight**	34,300 lb (15,559 kg)
Max. Ground Bearing Pressure	76 psi (5.3 kg/cm ²)

Chassis	
Drive Speed 2WD or 4WD	3.0 mph (4.8 kmph)
Gradeability 2WD/4WD	30%/45%
Turning Radius, (Inside/Outside)	
2WS	12 ft/22 ft 6 in. (3.66 m/6.86 m)
4WS	7 ft/14 ft 6 in. (2.13 m/4.42 m)
Tires/Type	Pneumatic 445/55D x 19.5

Power Source	
Dual Fuel Engine, GM Vortec 3000 MPFI	82 hp (61 kW)
Diesel Engine, Deutz F4M2011	65 hp (48 kW)
Caterpillar 3044C	63.3 hp (47.2 kW)
Fuel Tank Capacity	39 gal. (147.6 L)
Hydraulic Reservoir	40 gal. (151.4 L)
Auxiliary Power	12V DC

*Except CE rating.

** Certain options or country standards will increase vehicle weight.



The JLG "1 & 5" Warranty for Models 800A & 800AJ

JLG Industries, Inc. backs our products with our exclusive "1 & 5" Warranty. We provide coverage on all products for one (1) full year, and cover all specified major structural components for five (5) full years. Due to continuous product improvements, we reserve the right to make specification and/or equipment changes without prior notification. This machine meets or exceeds applicable OSHA Regulations in 29 CFR 1910.67, 29 CFR 1926.453, ANSI A92.5-2006 and CSA B354.4-02 as originally manufactured for intended applications.



JLG Industries, Inc.
1 JLG Drive
McConnellsburg, PA 17233-9533
Telephone 717-485-5161
Toll-free in US 877-JLG-LIFT
Fax 717-485-6417
www.jlg.com

Form No.: SS-800A-605-10M
Part No.: 3131108
R080709
Printed in USA

An Oshkosh Truck Corporation Company